

## UNO-2.0-I UNO-2.5-I

### GENERAL SPECIFICATIONS OUTDOOR MODELS

Aurora UNO 2.0 and 2.5 string inverters offer the levels of performance and reliability you expect from Power-One with class-leading energy harvest due to Power-One's high speed and precise MPPT algorithm along with a CEC weighted efficiency of 96%.

Available in 2kW or 2.5kW and with a wide MPPT input range, the Aurora UNO 2.0 and 2.5 are well suited for North American residential rooftop installations and provide the flexibility system designers need. Aurora UNO 2.0 and 2.5 are simple to wall mount and are extremely lightweight while still featuring an inverter-integrated DC disconnect with combiner, lowering overall installation cost.

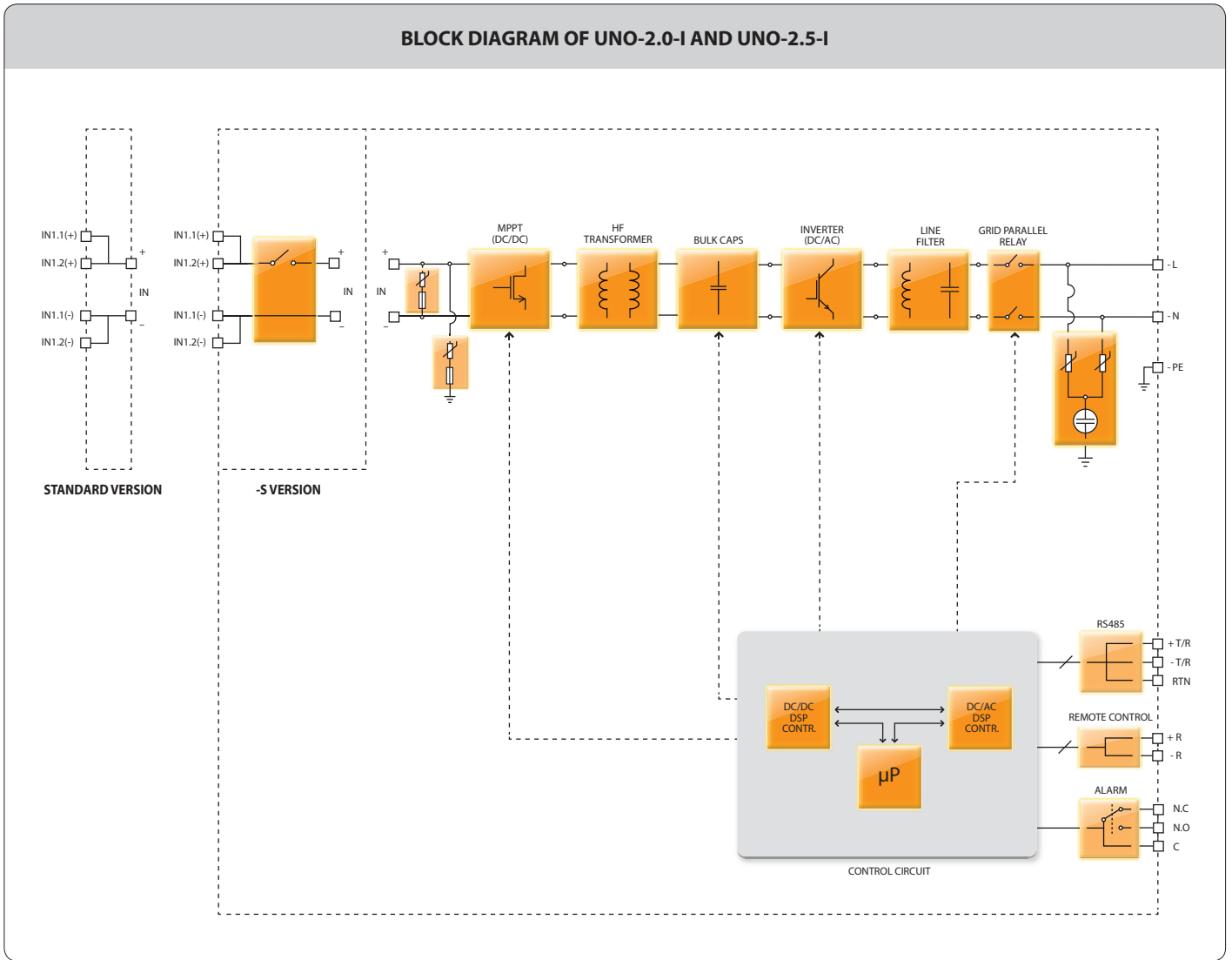
Incorporating over 30 years of high reliability power electronics design experience, the Aurora UNO 2.0 and 2.5 include a standard 10-year warranty with available warranty extensions up to 20 years.



## Features

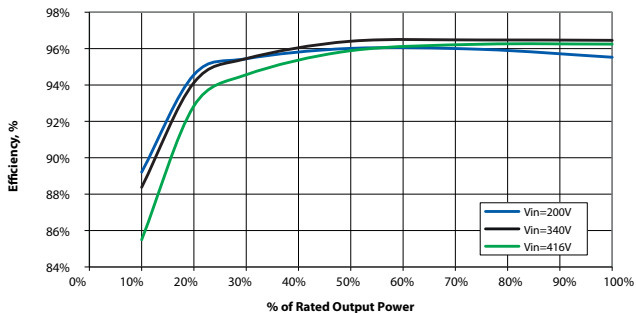
- 96% CEC efficiency and Industry-leading MPPT for real time power tracking and improved energy harvesting
- Wide MPPT input voltage range enables high flexibility in string design
- Extra quiet High frequency transformer inverter architecture, NEMA4X enclosure and light weight design enable leading inverter mounting flexibility
- Fully inverter-integrated DC disconnect and wiring box saves installation time and cost
- Flexible data monitoring options to view inverter performance where and how you need it
- Standard 10-Year Warranty, available extensions to 15 and 20 years

## BLOCK DIAGRAM OF UNO-2.0-I AND UNO-2.5-I



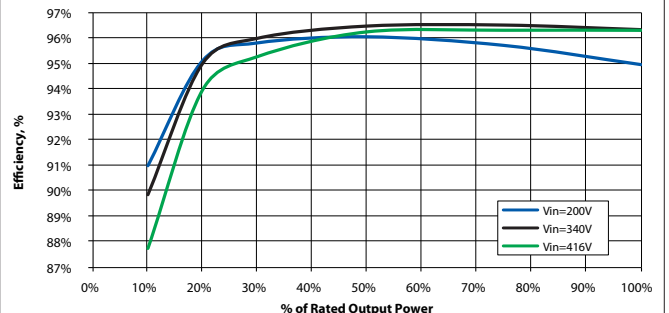
## Block Diagram and Efficiency Curves

UNO-2.0-I-OUTD-US\*



\*Efficiency shown for inverters operating at 240Vac

UNO-2.5-I-OUTD-US\*



\*Efficiency shown for inverters operating at 240Vac

TECHNICAL DATA	VALUES	UNO-2.0-I-OUTD-US			UNO-2.5-I-OUTD-US		
Nominal Output Power	W	2000			2500		
Maximum Output Power	W	2200**			2750**		
Rated Grid AC Voltage	V	208	240	277	208	240	277
<b>Input Side (DC)</b>							
Number of Independent MPPT Channels		1			1		
Maximum Usable Power for Each Channel	W	2300			2900		
Absolute Maximum Voltage	V	520			520		
Start-Up Voltage (Vstart)	V	200 (adj. 120-350)			200 (adj. 120-350)		
Full Power MPPT Voltage Range	V	170-470			205-470		
Operating MPPT Voltage Range	V	0.7xVstart-520			0.7xVstart-520		
Maximum Usable Current	A	12.5			12.8		
Maximum Short Circuit Current Limit	A	15			15		
Number of Wire Landing Terminals Per Channel		2 Pairs			2 Pairs		
Array Wiring Termination		Terminal block, Pressure Clamp, 20AWG-6AWG			Terminal block, Pressure Clamp, 20AWG-6AWG		
<b>Output Side (AC)</b>							
Grid Connection Type		1Ø/2W	Split-Ø/3W	1Ø/2W	1Ø/2W	Split-Ø/3W	1Ø/2W
Adjustable Voltage Range (Vmin-Vmax)	V	183-228	211-264	244-304	183-228	211-264	244-304
Grid Frequency	Hz	60			60		
Adjustable Grid Frequency Range	Hz	57-60.5			57-60.5		
Maximum Current	A	10			12		
Power Factor		> 0.990			> 0.990		
Total Harmonic Distortion At Rated Power	%	< 2			< 2		
Grid Wiring Termination Type		Terminal Block, Pressure Clamp, 20AWG-6AWG			Terminal Block, Pressure Clamp, 20AWG-6AWG		
<b>Protection Devices</b>							
<b>Input</b>							
Reverse Polarity Protection		Yes			Yes		
Over-Voltage Protection Type		Varistor, 2			Varistor, 2		
PV Array Ground Fault Detection		Meets UL1741/NEC 690.5 requirements GFDI (for use with either Positive or Negative Grounded Arrays)			Meets UL1741/NEC 690.5 requirements GFDI (for use with either Positive or Negative Grounded Arrays)		
PV Array Isolation Control							
<b>Output</b>							
Anti-Islanding Protection		Meets UL 1741/IEE1547 requirements			Meets UL 1741/IEE1547 requirements		
Over-Voltage Protection Type		Varistor, 2 (L <sub>1</sub> - L <sub>2</sub> / L <sub>1</sub> - G)			Varistor, 2 (L <sub>1</sub> - L <sub>2</sub> / L <sub>1</sub> - G)		
Maximum AC OCPD Rating	A	15			15		
<b>Efficiency</b>							
Maximum Efficiency	%	96.6			96.6		
CEC Efficiency	%	95.5	95.5	95.5	95.5	96	96
<b>Operating Performance</b>							
Stand-by Consumption	W <sub>RMS</sub>	< 8			< 8		
Night Time Consumption	W <sub>RMS</sub>	< 0.6			< 0.6		
<b>Communication</b>							
User-Interface		5.5" x 1.25" Graphic Display			5.5" x 1.25" Graphic Display		
Remote Monitoring		AURORA-UNIVERSAL (opt.)			AURORA-UNIVERSAL (opt.)		
Wired Local Monitoring		PVI-USB-RS485_232 (opt.), PVI-DESKTOP (opt.)			PVI-USB-RS485_232 (opt.), PVI-DESKTOP (opt.)		
Wireless Local Monitoring		PVI-DESKTOP (opt.) with PVI-RADIOMODULE (opt.)			PVI-DESKTOP (opt.) with PVI-RADIOMODULE (opt.)		
<b>Environmental</b>							
Ambient Air Operating Temperature Range	°F (°C)	-13 to +140 (-25 to +60) with automatic derating above 122 (50)			-13 to +140 (-25 to +60) with automatic derating above 113 (45)		
Ambient Air Storage Temperature Range	°F (°C)	-40 to +176 (-40 to +80)			-40 to +176 (-40 to +80)		
Relative Humidity	%	0-100 condensing			0-100 condensing		
Acoustic Noise Emission Level	db (A) @1m	< 50			< 50		
Maximum Altitude for Full Power Operation	ft(m)	6560 (2000)			6560 (2000)		
<b>Mechanical Specifications</b>							
Enclosure rating		NEMA 4X			NEMA 4X		
Cooling		Natural Convection			Natural Convection		
Dimensions (H x W x D)	in (mm)	30.3 x 14.4 x 6.3 (769 x 367 x 161) with switch			30.3 x 14.4 x 6.3 (769 x 367 x 161) with switch		
Weight	lb (kg)	42.5 (19.3) with switch			42.5 (19.3) with switch		
Mounting System		Wall bracket			Wall bracket		
Conduit Connections***		Bottom: (2) 3/4" EKO, (3) 1/2" EKO / Left and Right Side: (1) 3/4" EKO / Back: (4) 3/4" EKO			Bottom: (2) 3/4" EKO, (3) 1/2" EKO / Left and Right Side: (1) 3/4" EKO / Back: (4) 3/4" EKO		
DC Switch Rating		16 A / 600 VDC			16 A / 600 VDC		
<b>Safety</b>							
Isolation Level		High-Frequency Transformer			High-Frequency Transformer		
Safety and EMC Standard		UL1741(2010), IEE1547, CSA C22.2 N. 107.1-01, FCC Part 15 Class B			UL1741(2010), IEE1547, CSA C22.2 N. 107.1-01, FCC Part 15 Class B		
Safety Approval		cCSA <sub>us</sub>			cCSA <sub>us</sub>		
<b>Warranty</b>							
Standard Warranty	years	10			10		
Extended Warranty	years	15 & 20			15 & 20		
<b>Available Models</b>							
Standard		UNO-2.0-I-OUTD-US			UNO-2.5-I-OUTD-US		
With DC Switch and Wiring Box		UNO-2.0-I-OUTD-S-US			UNO-2.5-I-OUTD-S-US		

\*All data is subject to change without notice

\*\* Capability enabled at nominal AC voltage and with sufficient DC power available

\*\*\* When equipped with optional DC Switch and Wiring Box



[www.power-one.com](http://www.power-one.com)

**Power-One Renewable Energy Worldwide Sales Offices**

<u>Country</u>	<u>Name/Region</u>	<u>Telephone</u>	<u>Email</u>
<b>Australia</b>	Asia Pacific	+61 2 9735 3111	sales.australia@power-one.com
<b>China (Shenzhen)</b>	Asia Pacific	+86 755 2988 5888	sales.china@power-one.com
<b>China (Shanghai)</b>	Asia Pacific	+86 21 5505 6907	sales.china@power-one.com
<b>India</b>	Asia Pacific	+65 6896 3363	sales.india@power-one.com
<b>Singapore</b>	Asia Pacific	+65 6896 3363	sales.singapore@power-one.com
<b>Belgium / The Netherlands / Luxembourg</b>	Europe	+32 2 206 0338	sales.belgium@power-one.com
<b>France</b>	Europe	+33 (0) 141 796 140	sales.france@power-one.com
<b>Germany</b>	Europe	+49 7641 955 2020	sales.germany@power-one.com
<b>Italy</b>	Europe	00 800 00287672 Opt. n°5	sales.italy@power-one.com
<b>Spain</b>	Europe	+34 91 879 88 54	sales.spain@power-one.com
<b>United Kingdom</b>	Europe	+44 1903 823 323	sales.UK@power-one.com
<b>Dubai</b>	Middle East	+971 50 100 4142	sales.dubai@power-one.com
<b>Canada</b>	North America	+1 877 261-1374	sales.canada@power-one.com
<b>USA East</b>	North America	+1 877 261-1374	sales.usaeast@power-one.com
<b>USA Central</b>	North America	+1 877 261-1374	sales.usacentral@power-one.com
<b>USA West</b>	North America	+1 877 261-1374	sales.usawest@power-one.com